

# 1. Tabeliline korrutamine ja jagamine

## 1.1. Korrutamise ja jagamise olemus

Vana-ema kodus kolm paari sokke. Igas paaris oli kaks sokki.



Mitu sokki vana-ema kodus?

Kirjuta lahendus liitmis-tehte abil:

..... sokki + ..... sokki + ..... sokki = ..... sokki

$$2 + 2 + 2 = 6$$

võib kirjutada ka  $3 \cdot 2 = 6$ .

Seda loetakse nii: *Kolm korda kaks on kuus.*



Korrutamine on võrdsete liidetavate liitmine.



Jäta meelde tehte-komponentide nimetused korrutamisel.

korrutus-märk

$$3 \cdot 2 = 6$$

tegur

tegur

korrutis

# 1. Arvuta piltide põhjal.



$$2 + 2 + 2 + 2 + 2 + 2 = \dots$$

$$6 \cdot 2 = \dots$$

---



$$5 + 5 + 5 = \dots$$

$$3 \cdot 5 = \dots$$

---



$$4 + 4 + 4 + 4 + 4 + 4 + 4 = \dots$$

$$7 \cdot 4 = \dots$$

---



$$10 + 10 + 10 + 10 + 10 + 10 + 10 + 10 + 10 + 10 = \dots$$

$$10 \cdot 10 = \dots$$


---



$$8 + 8 + 8 + 8 + 8 + 8 = \dots$$

$$6 \cdot 8 = \dots$$

## 2. Täida lüngad. Arvuta piltide põhjal.



Pildil on ..... korvi. Igas korvis on ..... muna.

$$\dots + \dots + \dots + \dots = \dots$$

$$\dots \cdot \dots = \dots$$

---



Pildil on ..... riulit. Igal riulil on ..... raamatut.

$$\dots + \dots + \dots = \dots$$

$$\dots \cdot \dots = \dots$$

---



Pildil on ..... kätt. Igal käel on ..... sõrme.

$$\dots + \dots + \dots + \dots + \dots + \dots + \dots + \dots = \dots$$

$$\dots \cdot \dots = \dots$$

---










Pildil on ..... lille-kimpu. Igas kimbus on ..... lille.

$$\dots + \dots + \dots + \dots + \dots + \dots + \dots + \dots = \dots$$

$$\dots \cdot \dots = \dots$$


### 3. Ühenda sobivad avaldised pildiga.

$5 \cdot 5$		$9 + 9$
$3 \cdot 7$		$8 + 8 + 8 + 8$
$2 \cdot 9$		$5 + 5 + 5 + 5 + 5$
$4 \cdot 8$		$7 + 7 + 7$
$6 \cdot 2$		$6 + 6 + 6 + 6 + 6 + 6 + 6 + 6$
$8 \cdot 6$		$3 + 3 + 3 + 3 + 3 + 3 + 3 + 3 + 3$
$7 \cdot 3$		$2 + 2 + 2 + 2 + 2 + 2 + 2$

#### 4. Võrdle avaldisi.



$$3 \cdot 2 = 6$$



$$2 \cdot 3 = 6$$

$$6 \dots\dots 6$$

Tegurite järje-kord muutub. Korrutis jääb samaks.



$$2 \cdot 4 = 8$$




$$4 \cdot 2 = 8$$

$$2 \cdot 4 \dots\dots 4 \cdot 2$$



Korrutis ei sõltu tegurite järje-korrast.

#### 5. Koosta võrdus. Võrdle korrutisi.







$$\dots\dots \cdot \dots\dots = \dots\dots$$







$$\dots\dots \cdot \dots\dots = \dots\dots$$

$$10 \cdot 2 \dots\dots 2 \cdot 10$$

	
..... · ..... = .....	..... · ..... = .....
$4 \cdot 5 \quad \dots \quad 5 \cdot 4$	

	
..... · ..... = .....	..... · ..... = .....
$6 \cdot 5 \quad \dots \quad 5 \cdot 6$	

	
..... · ..... = .....	..... · ..... = .....
$8 \cdot 4 \quad \dots \quad 4 \cdot 8$	

	
..... · ..... = .....	..... · ..... = .....
$6 \cdot 8 \quad \dots \quad 8 \cdot 6$	