

# SENTIMEETER

## 130. Leia lünka sobivad sõnad. Ühenda.

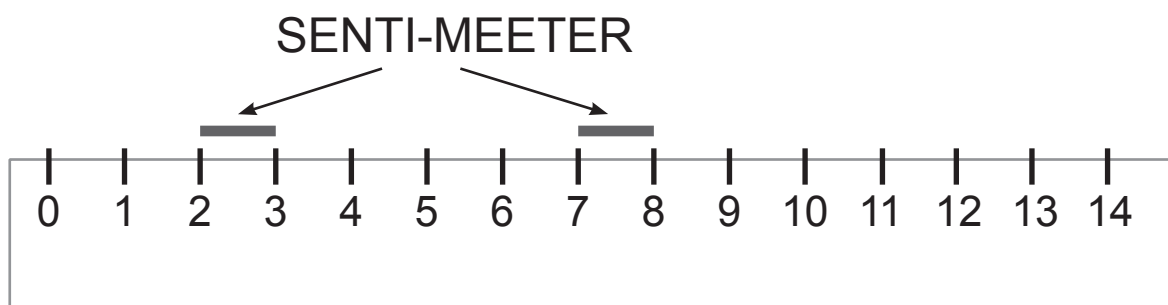
Joon-lauaga saan mõõta ...

PIKKUST

VÄRVI

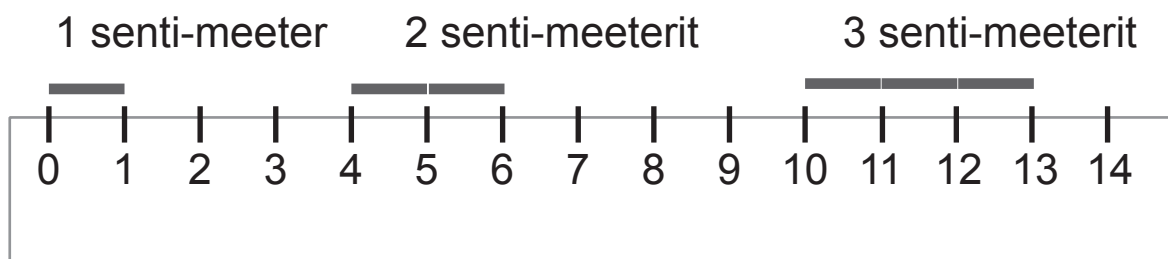
KÕRGUST

**Vaata pilti. Jäta meelde.**



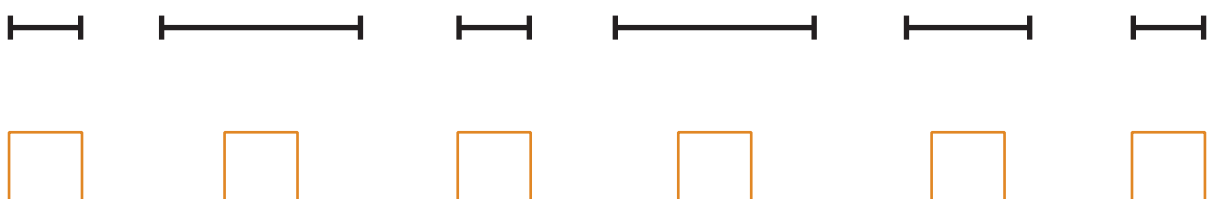
Pikkuse mõõtmise mõõt-ühik on **SENTI-MEETER**.

## 131. Vaata pilti. Nimeta lõigu pikkused joon-laual.

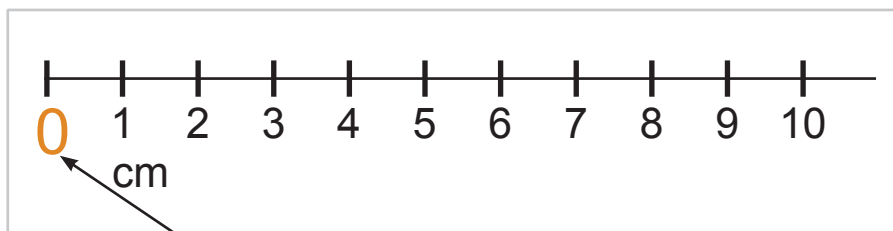


Senti-meetri kirjutan lühemalt **cm**.

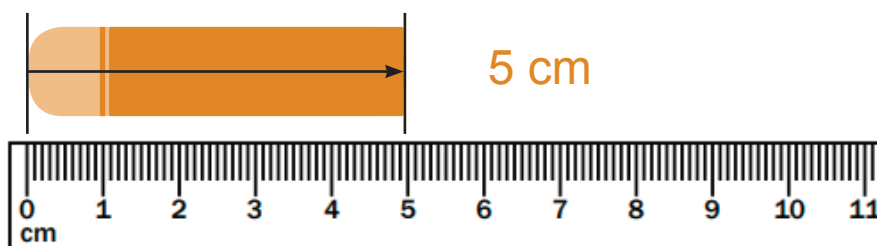
## 132. Märki 1 senti-meetri pikkused sirg-lõigud X.



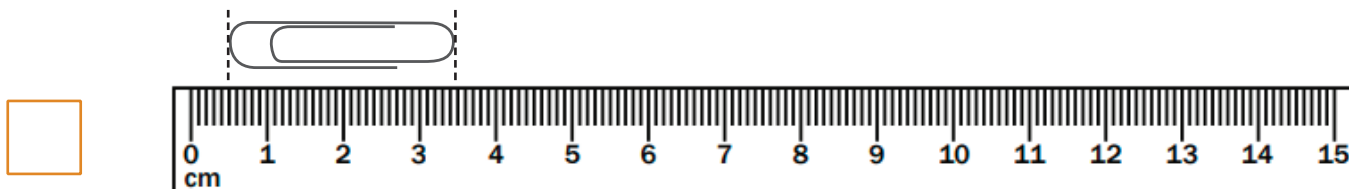
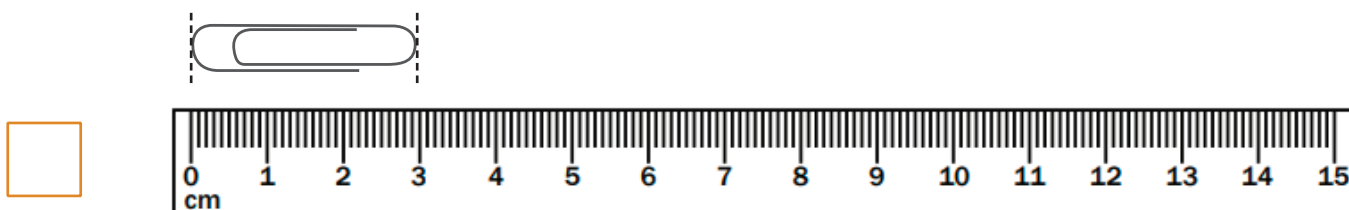
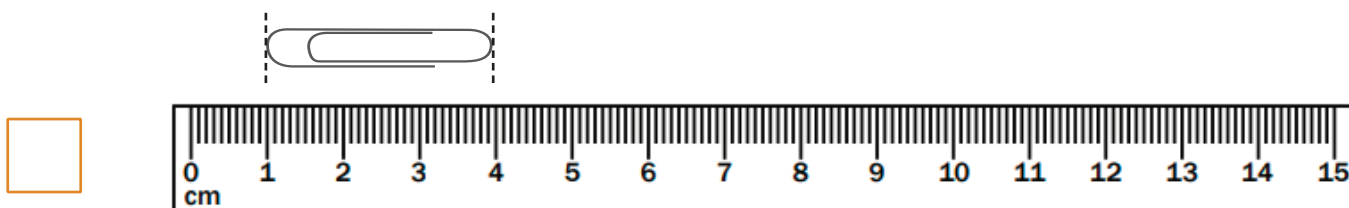
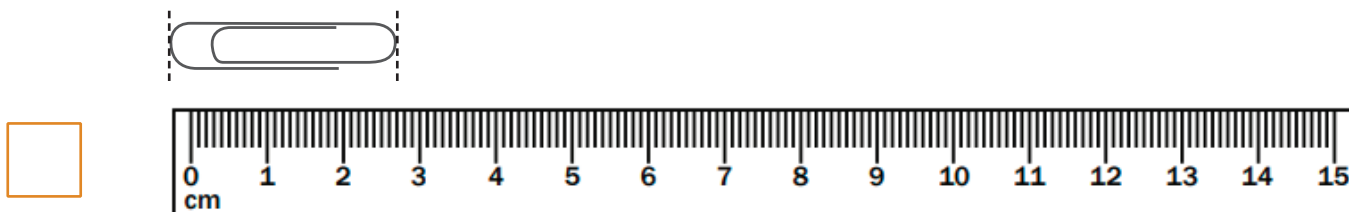
Vaata pilti. Jäta meelde.



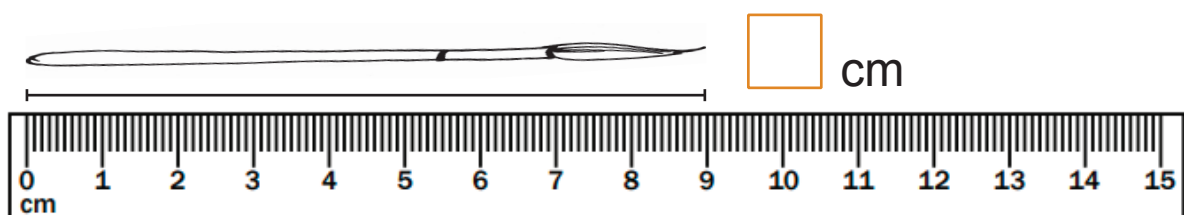
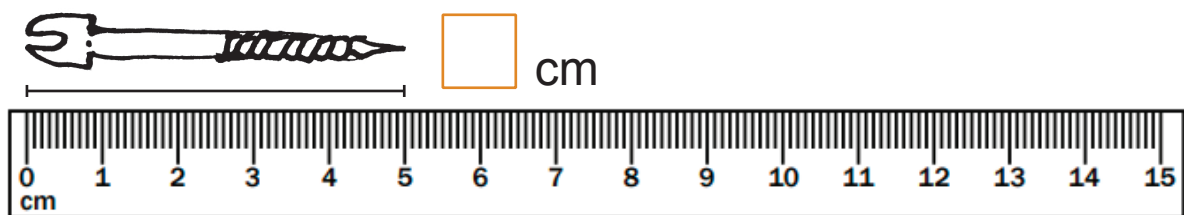

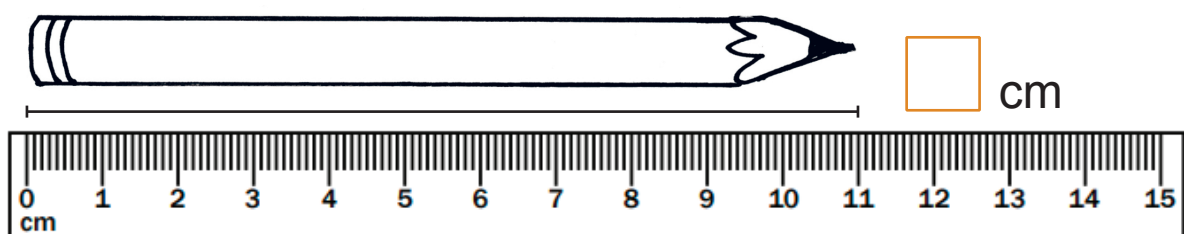
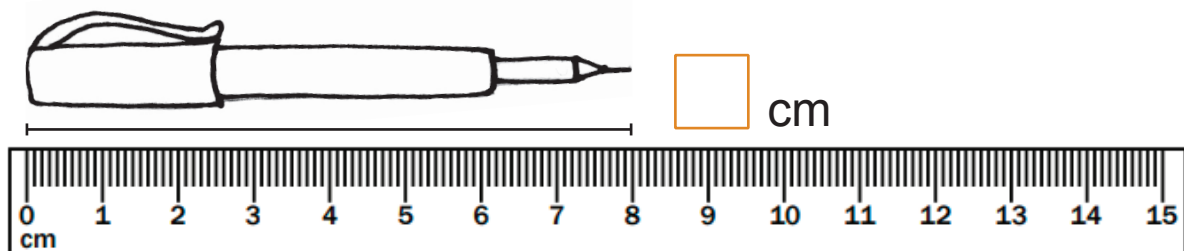
Mõõtma hakkan alati **0 senti-meetrist**.



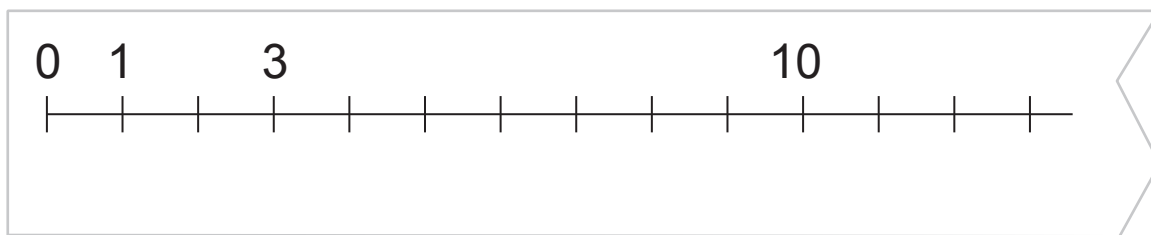
133. Millisel pildil on mõõdetud õigest? Märki ☒.



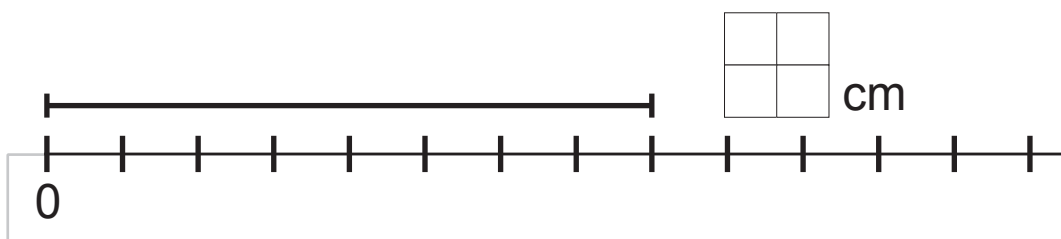
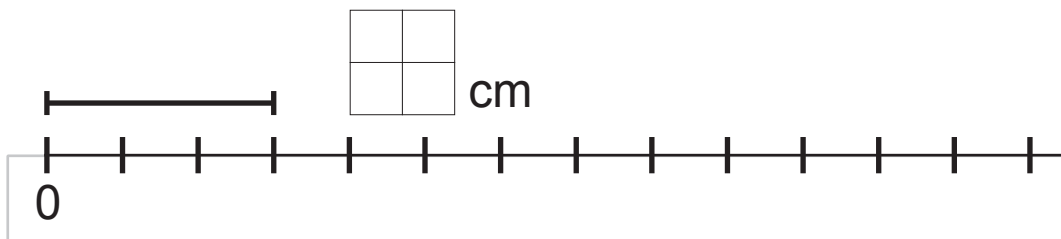
### 134. Kirjuta eseme pikkus.




135. Kirjuta joon-lauale puuduvad arvud.











136. Kirjuta sirg-lõigu pikkus.



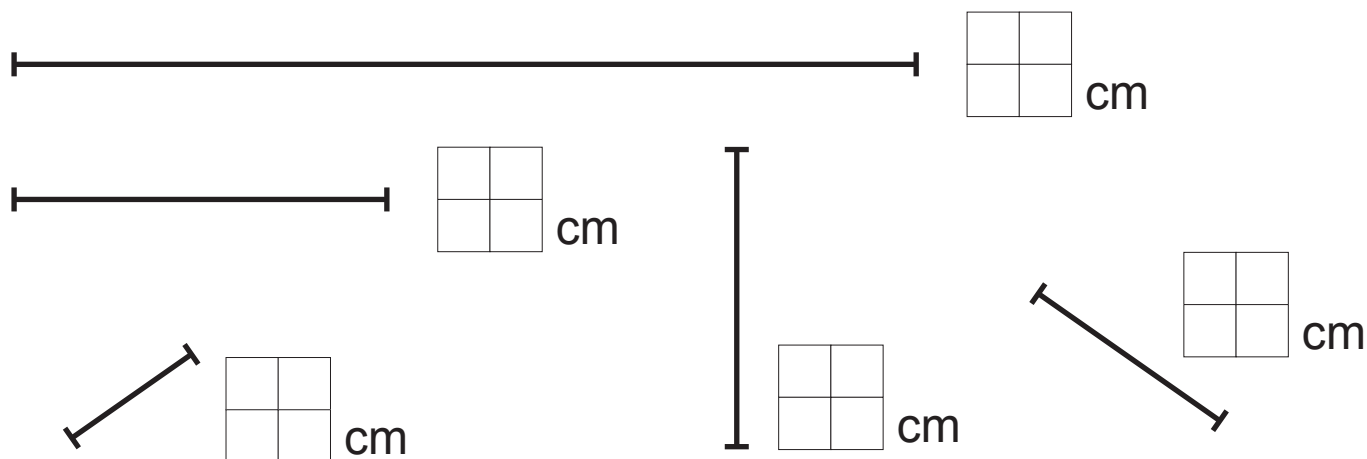
137. Vaata pilti. Kirjuta eseme pikkus.




138. Mõõda sirg-lõigu pikkus. Kirjuta.

 <table border="1" data-bbox="359 459 467 566"><tbody><tr><td></td><td></td></tr><tr><td></td><td></td></tr></tbody></table> cm						 <table border="1" data-bbox="1042 459 1150 566"><tbody><tr><td></td><td></td></tr><tr><td></td><td></td></tr></tbody></table> cm											
 <table border="1" data-bbox="244 1137 352 1245"><tbody><tr><td></td><td></td></tr><tr><td></td><td></td></tr></tbody></table> cm						 <table border="1" data-bbox="702 1137 810 1245"><tbody><tr><td></td><td></td></tr><tr><td></td><td></td></tr></tbody></table> cm						 <table border="1" data-bbox="1157 1137 1265 1245"><tbody><tr><td></td><td></td></tr><tr><td></td><td></td></tr></tbody></table> cm					
 <table border="1" data-bbox="702 1491 810 1599"><tbody><tr><td></td><td></td></tr><tr><td></td><td></td></tr></tbody></table> cm																	
 <table border="1" data-bbox="359 2000 467 2107"><tbody><tr><td></td><td></td></tr><tr><td></td><td></td></tr></tbody></table> cm							 <table border="1" data-bbox="1042 2000 1150 2107"><tbody><tr><td></td><td></td></tr><tr><td></td><td></td></tr></tbody></table> cm										

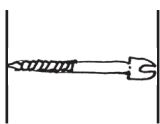
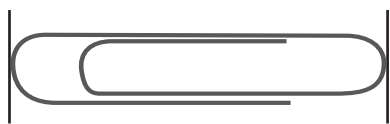

### 139. Mõõda sirg-lõigu pikkus. Kirjuta.



Reasta sirg-lõigu mõõdud alates pikemast.



### 140. Hinda silma-järgi esemete pikkus. Märki ☒.

<p><b>1.</b></p> <div style="text-align: center;">  </div> <div style="display: flex; justify-content: space-around; margin-top: 10px;"> <div style="text-align: center;">1 cm <input type="checkbox"/></div> <div style="text-align: center;">2 cm <input type="checkbox"/></div> <div style="text-align: center;">3 cm <input type="checkbox"/></div> </div>	<p><b>2.</b></p> <div style="text-align: center;">  </div> <div style="display: flex; justify-content: space-around; margin-top: 10px;"> <div style="text-align: center;">5 cm <input type="checkbox"/></div> <div style="text-align: center;">6 cm <input type="checkbox"/></div> <div style="text-align: center;">7 cm <input type="checkbox"/></div> </div>
<p><b>3.</b></p> <div style="text-align: center;">  </div> <div style="display: flex; justify-content: space-around; margin-top: 10px;"> <div style="text-align: center;">7 cm <input type="checkbox"/></div> <div style="text-align: center;">8 cm <input type="checkbox"/></div> <div style="text-align: center;">9 cm <input type="checkbox"/></div> </div>	

Kontrolli joon-lauaga. Märki õige ( Õ ), vale ( V ).

1.

2.

3.