


# ARVU 13 KÜMNENDKOOSTIS

## 43. Vasta küsimustele. Täida lüngad.



Mis puu on pildil? .....

Mitu puu-lehte on pildil? .....

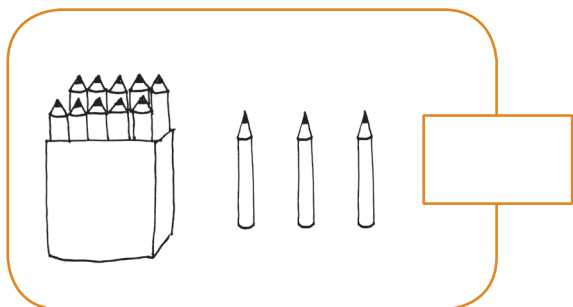
Mitu puu-lehte on puu all  
maas? .....

Mitu lehte on puul? .....

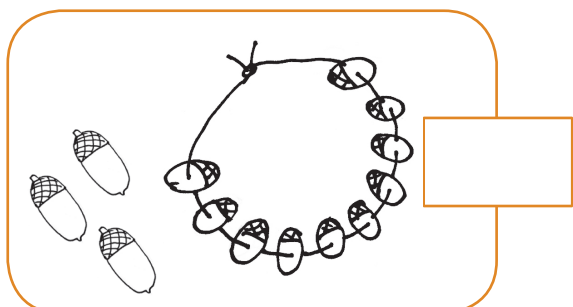
13 on ..... ja ..... .

10 ja ..... on 13.

## 44. Loenda. Täida lüngad.







on ..... kümneline ja ..... ühelist.





on ..... ühelist ja ..... kümneline.

## 45. Kirjuta pildi järgi arvud.

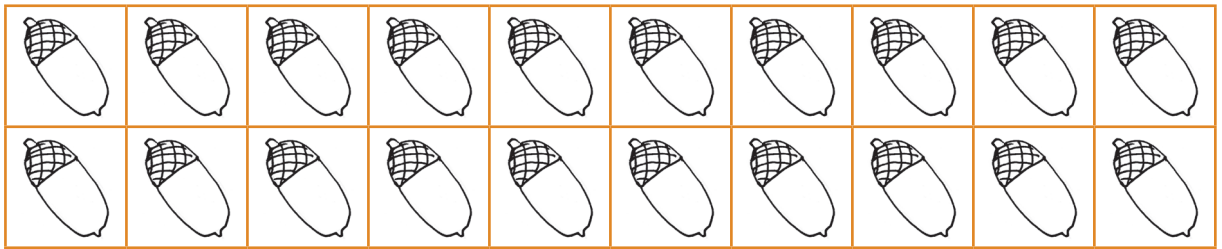
 <div style="display: flex; justify-content: space-around; align-items: center;"> <div style="text-align: center;"> <p>K Ü</p> <table border="1" style="margin: 0 auto;"> <tr><td>4</td><td>0</td></tr> <tr><td> </td><td> </td></tr> </table> </div> <div style="text-align: center;"> <p>K Ü</p> <table border="1" style="margin: 0 auto;"> <tr><td> </td><td>3</td></tr> <tr><td> </td><td> </td></tr> </table> </div> </div> <div style="text-align: center; margin-top: 10px;"> <p>K Ü</p> <table border="1" style="margin: 0 auto;"> <tr><td>4</td><td>3</td></tr> <tr><td> </td><td> </td></tr> </table> </div>	4	0				3			4	3			 <div style="display: flex; justify-content: space-around; align-items: center;"> <div style="text-align: center;"> <p>K Ü</p> <table border="1" style="margin: 0 auto;"> <tr><td> </td><td> </td></tr> <tr><td> </td><td> </td></tr> </table> </div> <div style="text-align: center;"> <p>K Ü</p> <table border="1" style="margin: 0 auto;"> <tr><td> </td><td> </td></tr> <tr><td> </td><td> </td></tr> </table> </div> </div> <div style="text-align: center; margin-top: 10px;"> <p>K Ü</p> <table border="1" style="margin: 0 auto;"> <tr><td> </td><td> </td></tr> <tr><td> </td><td> </td></tr> </table> </div>												
4	0																								
	3																								
4	3																								
 <div style="display: flex; justify-content: space-around; align-items: center;"> <div style="text-align: center;"> <p>K Ü</p> <table border="1" style="margin: 0 auto;"> <tr><td> </td><td> </td></tr> <tr><td> </td><td> </td></tr> </table> </div> <div style="text-align: center;"> <p>K Ü</p> <table border="1" style="margin: 0 auto;"> <tr><td> </td><td> </td></tr> <tr><td> </td><td> </td></tr> </table> </div> </div> <div style="text-align: center; margin-top: 10px;"> <p>K Ü</p> <table border="1" style="margin: 0 auto;"> <tr><td> </td><td> </td></tr> <tr><td> </td><td> </td></tr> </table> </div>													 <div style="display: flex; justify-content: space-around; align-items: center;"> <div style="text-align: center;"> <p>K Ü</p> <table border="1" style="margin: 0 auto;"> <tr><td> </td><td> </td></tr> <tr><td> </td><td> </td></tr> </table> </div> <div style="text-align: center;"> <p>K Ü</p> <table border="1" style="margin: 0 auto;"> <tr><td> </td><td> </td></tr> <tr><td> </td><td> </td></tr> </table> </div> </div> <div style="text-align: center; margin-top: 10px;"> <p>K Ü</p> <table border="1" style="margin: 0 auto;"> <tr><td> </td><td> </td></tr> <tr><td> </td><td> </td></tr> </table> </div>												

## 46. Loenda. Eralda võimalusel 10. Kirjuta.


	<p>K Ü</p> <table border="1" style="margin: 0 auto;"> <tr><td> </td><td> </td></tr> <tr><td> </td><td> </td></tr> </table> <div style="border: 1px solid black; padding: 5px; margin-top: 10px;"> <p>.....-teist</p> </div>				
	<p>K Ü</p> <table border="1" style="margin: 0 auto;"> <tr><td> </td><td> </td></tr> <tr><td> </td><td> </td></tr> </table> <div style="border: 1px solid black; padding: 5px; margin-top: 10px;"> <p>.....</p> </div>				

## 47. Värvi vajalik arv.

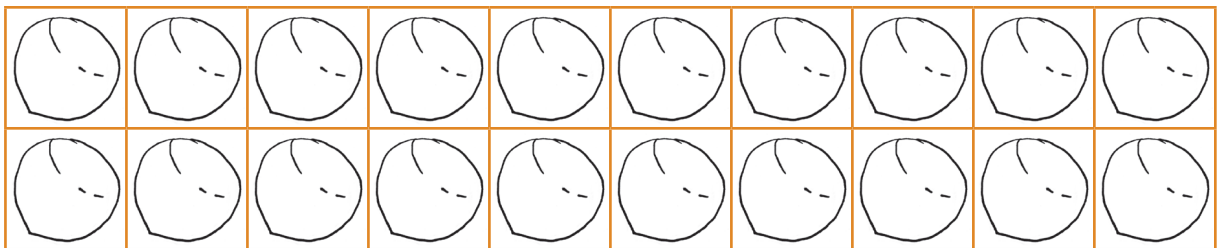
K Ü  
42



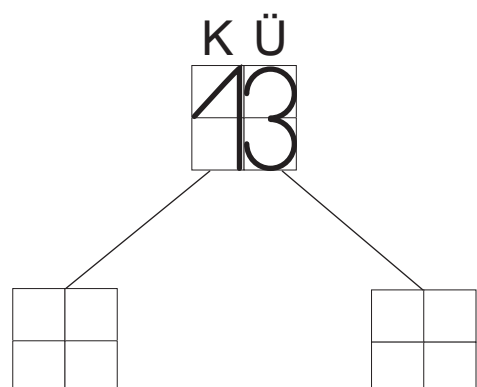
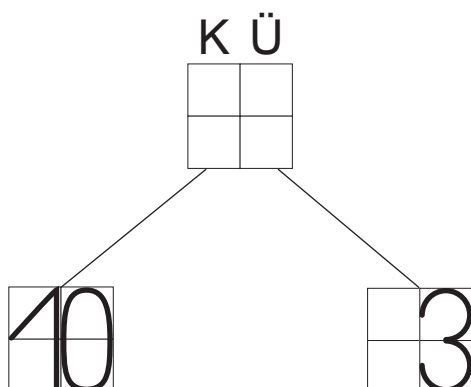
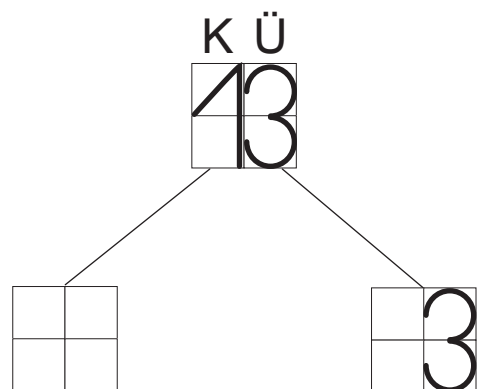
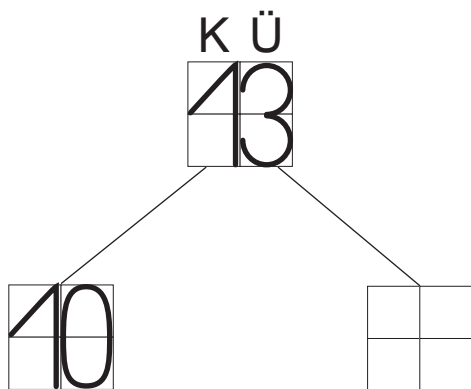
K Ü  
44



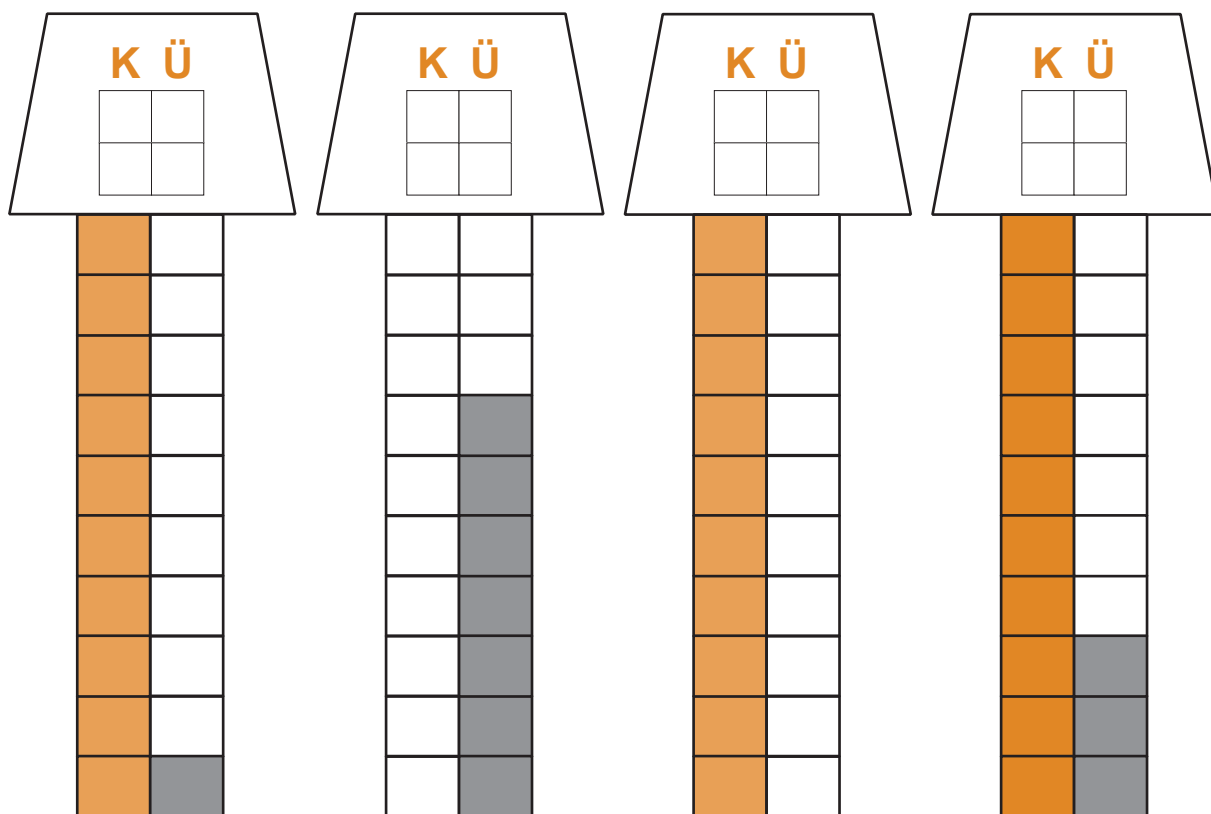
K Ü  
43



## 48. Kirjuta arvu asendajad. Räägi.



49. Mis arv on pildil? Mitu ühelist? Mitu kümnelist?  
Räägi. Kirjuta.



50. Värvi nõutud arv. Räägi.

